

T8003 Series 2 Panel 4 Track guide

Motorised retractable roof comprising two panels, allowing 1/2 of the whole roof to be opened, the top panel remaining fixed at all times.

The panels are highly reinforced, with eight brackets each, allowing for larger dimensions.

Delivered directly from the factory with panels fully assembled, guides with fixing supports, the motor assembled and with the rest of the profiles custom-cut, ready to mount on site. Assembly plan included.

This glass roof series, it is glazed with a triple glass with a composition of 4+4 laminated interior side, 16mm space, 4mm tempered, 16mm space and on the top side (exterior) a pane of 6mm Tempered Glass.

The recommended slope is 10% of its height.

The maximum opening that can be achieved with the 4-track guide for this series is 2.6 metres.

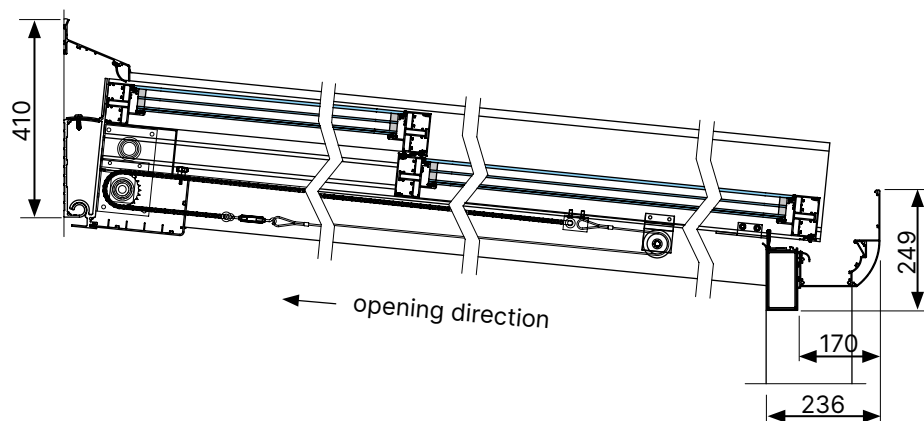
The profile finishes are imitation wood, lacquered in any shade of the RAL range, and anodised.

The glass can be supplied with special coats such as low emissivity as well as solar protection and also acoustic versions.

NOTE: When an anodized or wood grain finish is selected, the steel supports as well as the end-pieces will be powder coated in a chosen RAL.

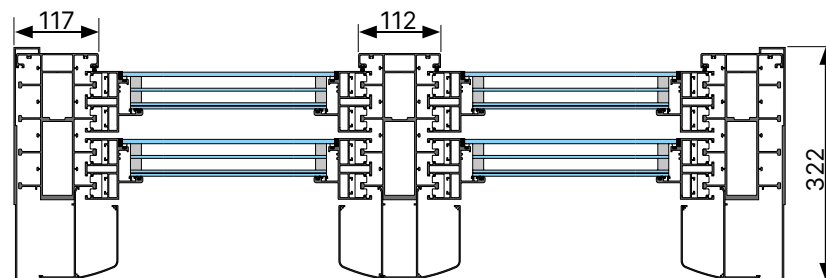
Side view

Sizes are in mm

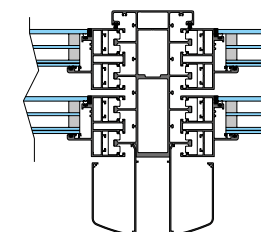


Front view

Sizes are in mm



LED Illumination
on chain covers



Option to fix light
awnings

T8003 Series 3 Panel 6 Track guide

Motorised retractable roof comprising three panels, allowing 2/3 of the whole roof to be opened, the top panel remaining fixed at all times.

The panels are highly reinforced, with eight brackets each, allowing for larger dimensions.

Delivered directly from the factory with panels fully assembled, guides with fixing supports, the motor assembled and with the rest of the profiles custom-cut, ready to mount on site. Assembly plan included.

This glass roof series, it is glazed with a triple glass with a composition of 4+4 laminated interior side, 16mm space, 4mm tempered, 16mm space and on the top side (exterior) a pane of 6mm Tempered Glass.

The recommended slope is 10% of its height.

The maximum opening that can be achieved with the 6-track guide for this series is 3.9 metres.

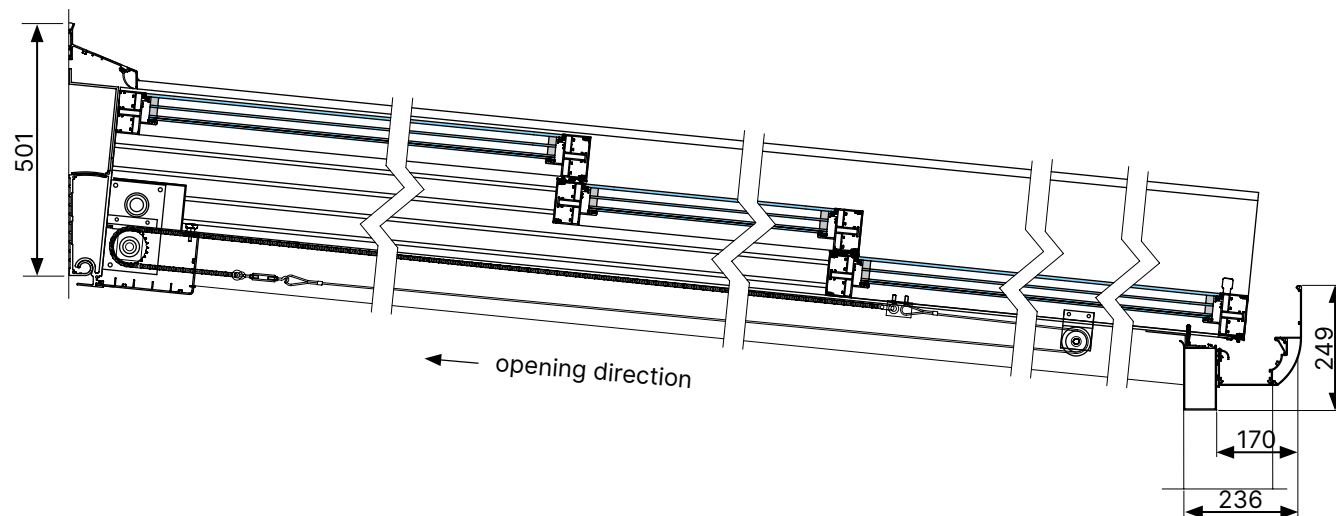
The profile finishes are imitation wood, lacquered in any shade of the RAL range, and anodised.

The glass can be supplied with special coats such as low emissivity as well as solar protection and also acoustic versions.

NOTE: When an anodized or wood grain finish is selected, the steel supports as well as the end-pieces will be powder coated in a chosen RAL.

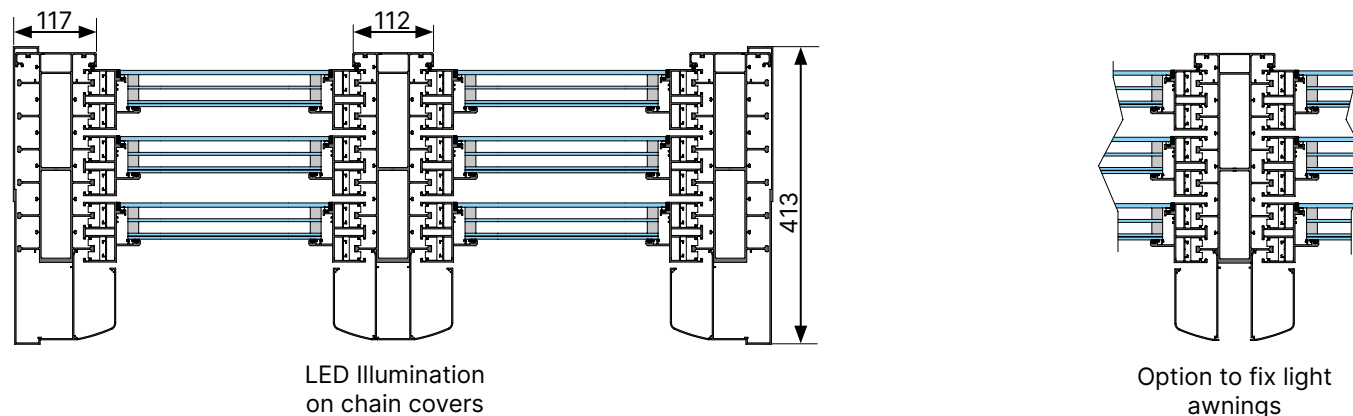
Side view

Sizes are in mm



Front view

Sizes are in mm



T8003 Series 4 Panel 8 Track guide

Motorised retractable roof comprising four panels, allowing 3/4 of the whole roof to be opened, the top panel remaining fixed at all times.

The panels are highly reinforced, with eight brackets each, allowing for larger dimensions.

Delivered directly from the factory with panels fully assembled, guides with fixing supports, the motor assembled and with the rest of the profiles custom-cut, ready to mount on site. Assembly plan included.

This glass roof series, it is glazed with a triple glass with a composition of 4+4 laminated interior side, 16mm space, 4mm tempered, 16mm space and on the top side (exterior) a pane of 6mm Tempered Glass.

The recommended slope is 10% of its height.

The maximum opening that can be achieved with the 8-track guide for this series is 5.2 metres.

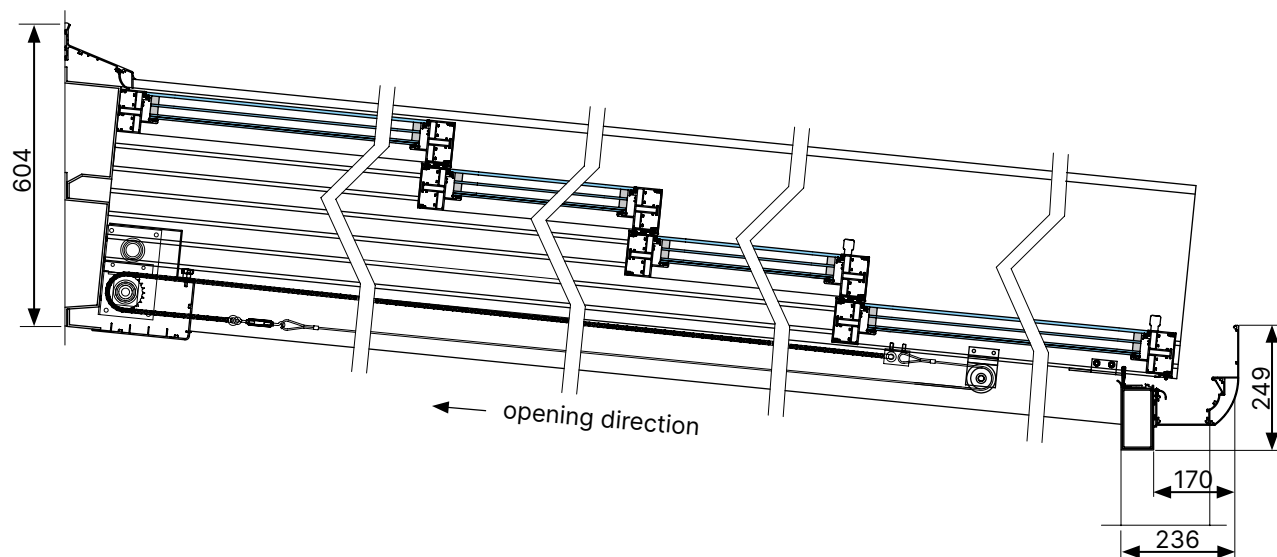
The profile finishes are imitation wood, lacquered in any shade of the RAL range, and anodised.

The glass can be supplied with special coats such as low emissivity as well as solar protection and also acoustic versions.

NOTE: When an anodized or wood grain finish is selected, the steel supports as well as the end-pieces will be powder coated in a chosen RAL.

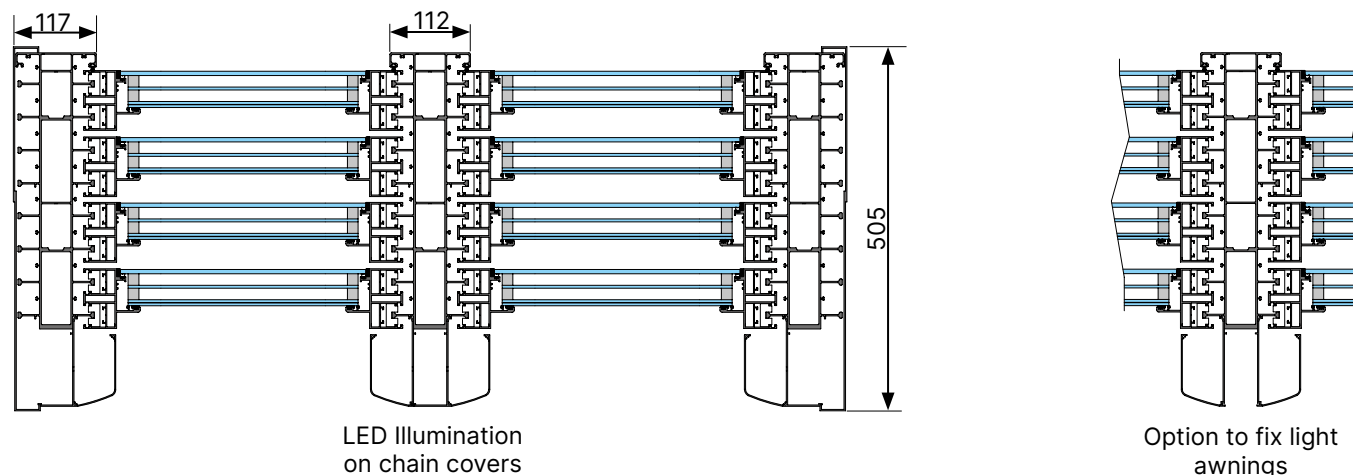
Side view

Sizes are in mm



Front view

Sizes are in mm



T8003 Series 5 Panel 10 Track guide

Motorised retractable roof comprising five panels, allowing 4/5 of the whole roof to be opened, the top panel remaining fixed at all times.

The panels are highly reinforced, with eight brackets each, allowing for larger dimensions.

Delivered directly from the factory with panels fully assembled, guides with fixing supports, the motor assembled and with the rest of the profiles custom-cut, ready to mount on site. Assembly plan included.

This glass roof series, it is glazed with a triple glass with a composition of 4+4 laminated interior side, 16mm space, 4mm tempered, 16mm space and on the top side (exterior) a pane of 6mm Tempered Glass.

The recommended slope is 10% of its height.

The maximum opening that can be achieved with the 10-track guide for this series is 6.5 metres.

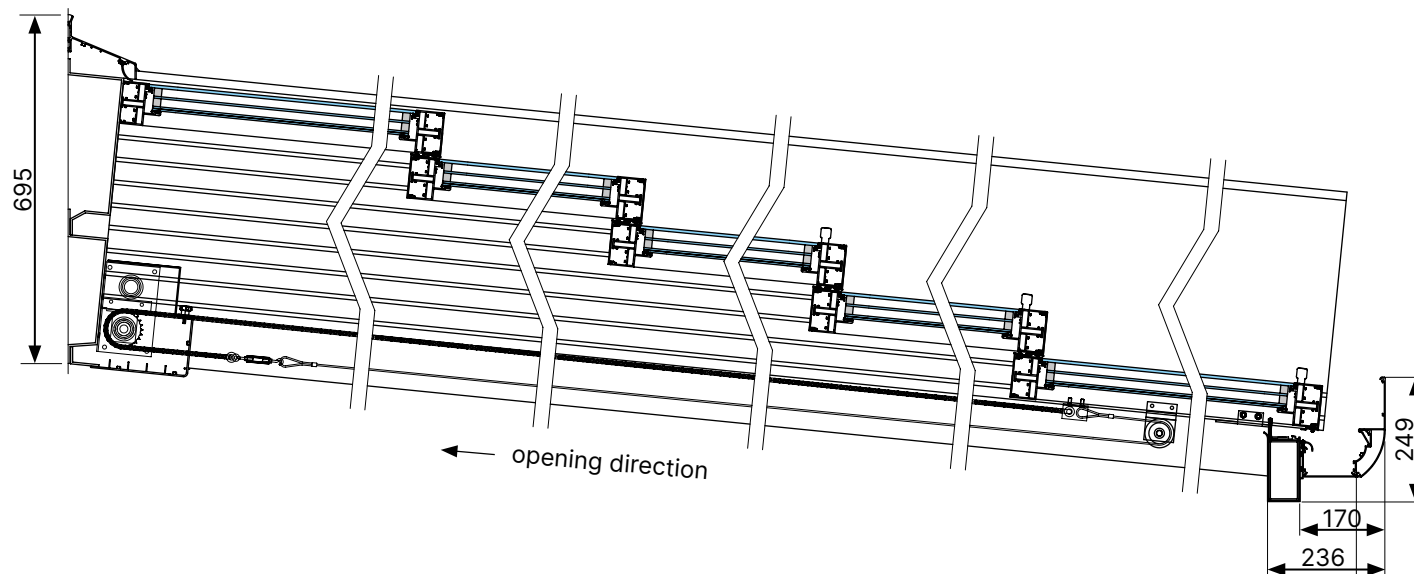
The profile finishes are imitation wood, lacquered in any shade of the RAL range, and anodised.

The glass can be supplied with special coats such as low emissivity as well as solar protection and also acoustic versions.

NOTE: When an anodized or wood grain finish is selected, the steel supports as well as the end-pieces will be powder coated in a chosen RAL.

Side view

Sizes are in mm



Front view

Sizes are in mm

